

The Problem of School Bullying

Prevalence Overview

Simone A. Robers

Research Analyst/Project Director

Education Research & Statistics

American Institutes for Research

Bullying is....

“... the repeated and intentional exposure of an individual or group to physical and/or emotional aggression of various sorts, in which there is a power differential between the aggressor (one or more) and the victim (one or more) but which varies across cultures, language groups and individual characteristics such as age and gender.”

Source: Robers, Kemp, Rathbun, and Morgan 2014; Robers, Neiman, Robers 2012; DeVoe and Bauer 2010; Scrabstein and Leventhal 2010; Swearer et al. 2010; Nansel et al. 2001

Types of bullying

- Physical, verbal, relational/social
pushing/shoving, tripping, hitting, spitting, kicking, name calling, threatening, making fun of someone, excluding, rumors....
- Through technology/cyber
name calling, posting hurtful information, spreading rumors, posting pictures....

Why is this school bullying a problem?

Bullying behavior/victimization is consistently linked to short-term/long-term negative impacts for the bully, victim, and bully-victim:

- academic problems and psychological difficulties
- school related fear/avoidance behaviors
- social relationship problems, low self esteem, depression
- illness, aggression, violence, weapon carrying, fighting
- suicidal ideation, suicide attempt, suicide
- delinquency, criminality, accidental/perpetrated injuries
- alcohol and drug abuse

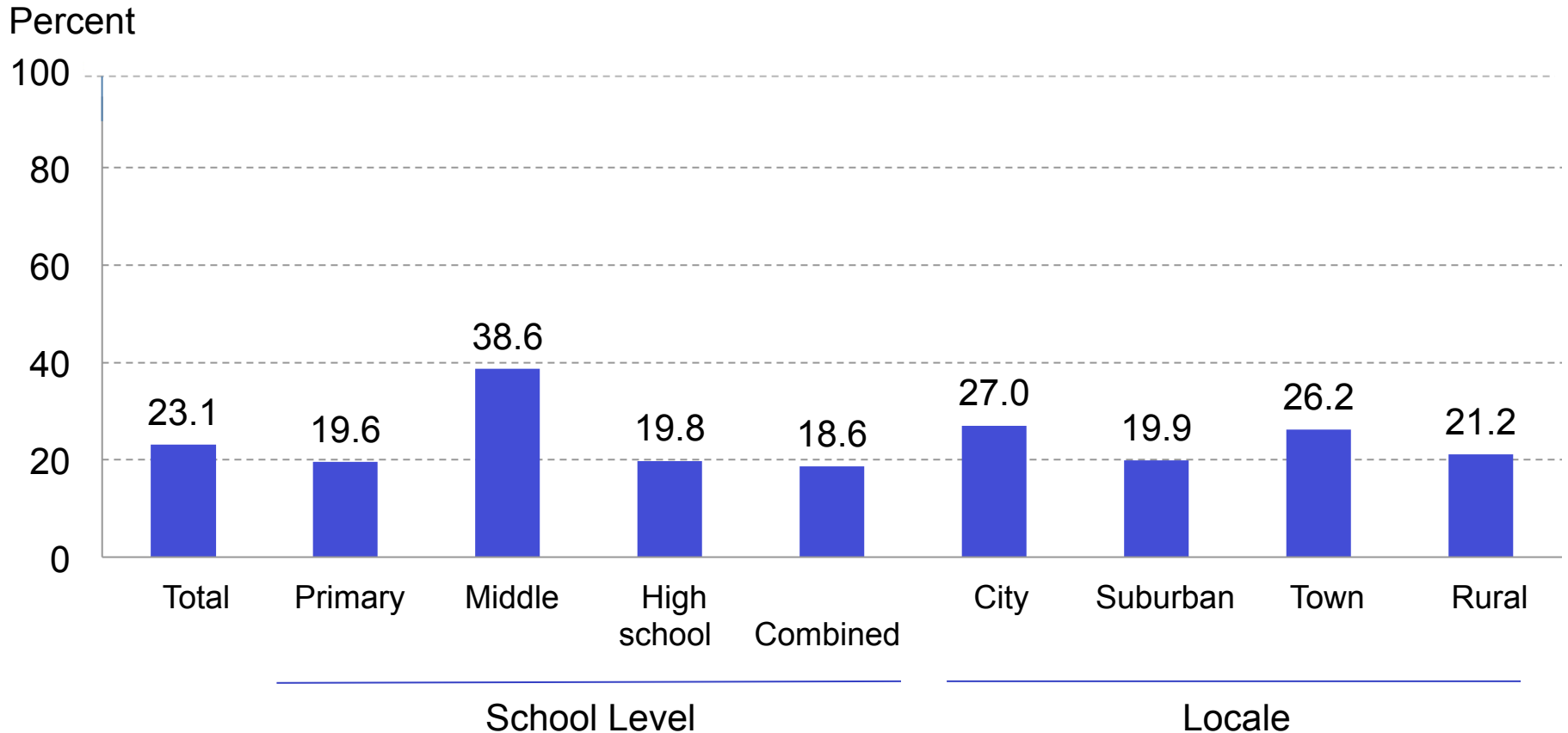
Who is most vulnerable?

Given the social setting some identified groups are

- Youth with disabilities, learning difficulties
- Cultural differences
- Race/ethnicity
- Sexual orientation, gender identity (LGBTQ)
- Minority groups

Source: National Center for Injury Prevention and Control, Division of Violence Prevention. Hold et. al. 2015.

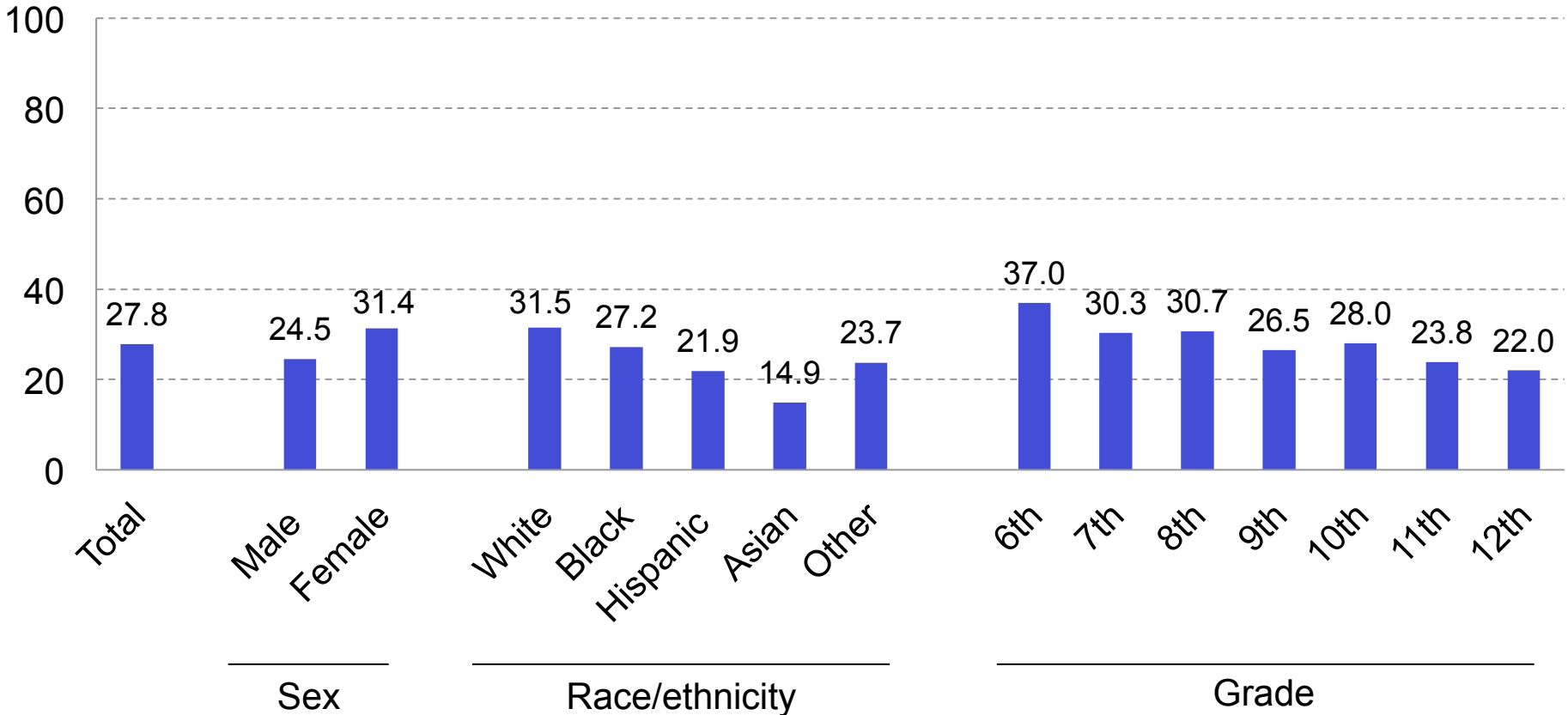
Percentage of public schools reporting student bullying as a discipline problem at school by school level and locale: School year 2009–10



Source: U.S. Department of Education, National Center for Education Statistics, Indicators of School Crime and Safety: 2013, School Survey on Crime and Safety.

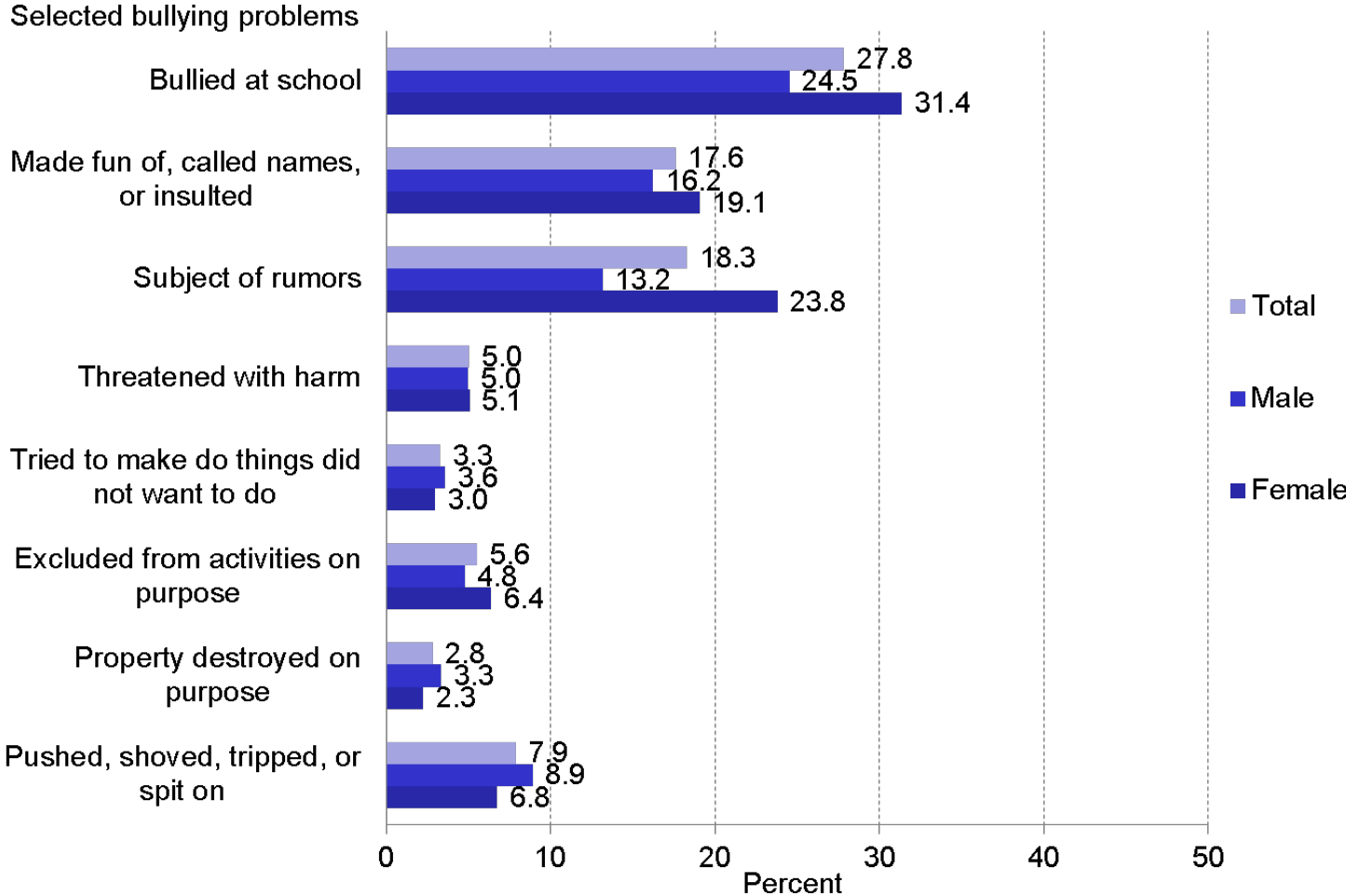
Percentage of students ages 12–18 who reported being bullied at school during the school year, by selected student characteristics: 2011

Percent



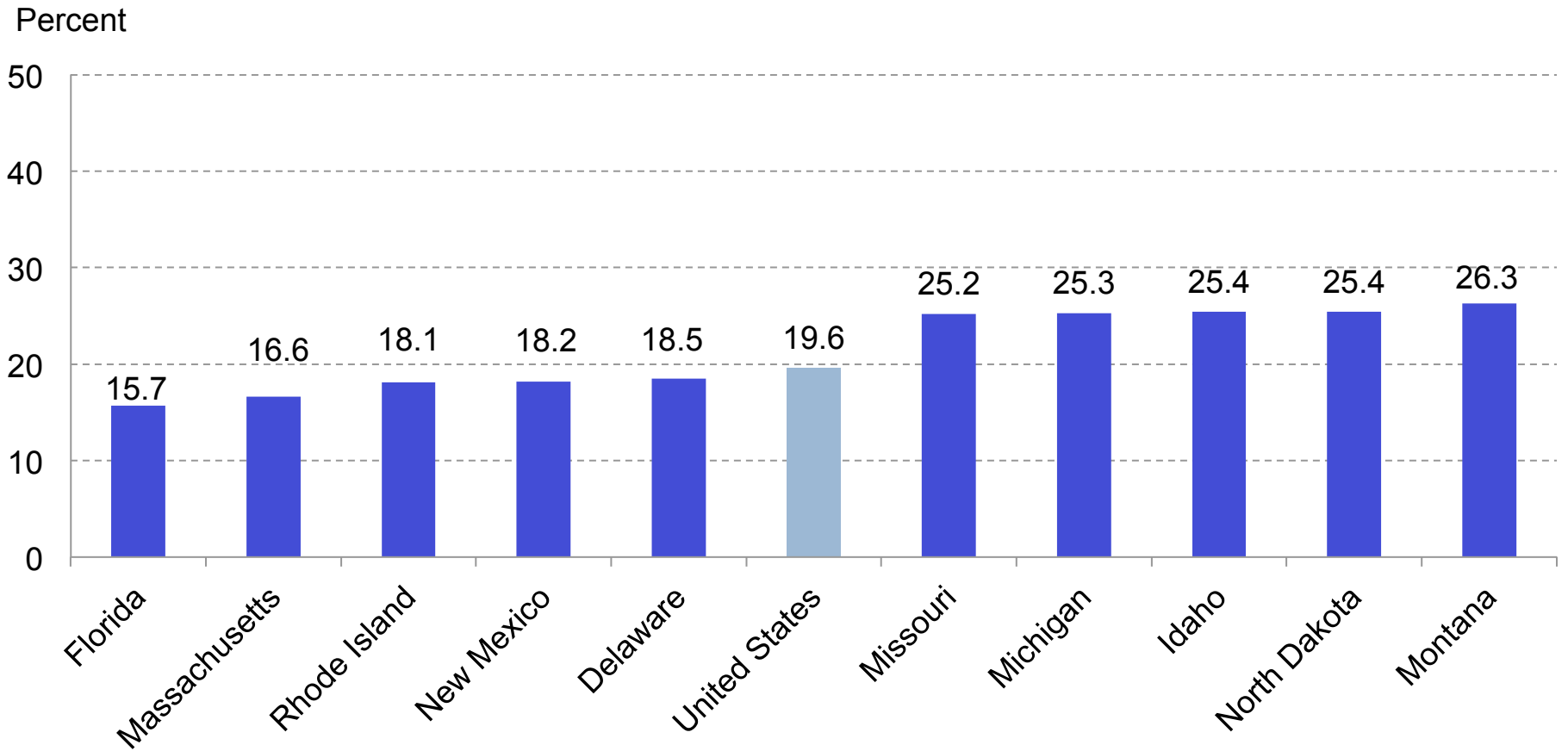
Source: U.S. Department of Education, National Center for Education Statistics, Indicators of School Crime and Safety: 2013, School Crime Supplement to the National Crime Victimization Survey.

Percentage of students ages 12–18 who reported being bullied at school during the school year, by selected bullying problems and sex: 2011



Source: U.S. Department of Education, National Center for Education Statistics, Indicators of School Crime and Safety: 2013, School Crime Supplement to the National Crime Victimization Survey.

Percentage of students in grades 9–12 who reported being bullied on school property during the previous 12 months, by selected states: 2013



NOTE: AZ, CA, CO, DC, IN, IA, MN, OR, PA, VT, and WA did not report data for 2013. OH and SD data include public and private schools as does US total. All other States are based on public school data only.

Source: U.S. Department of Education, National Center for Education Statistics, Indicators of School Crime and Safety: 2013, Youth Risk Behavior Survey.

Simone A. Robers
Education Research & Statistics
American Institutes for Research
E-mail: srobers@air.org
Phone: 202-403-6132